

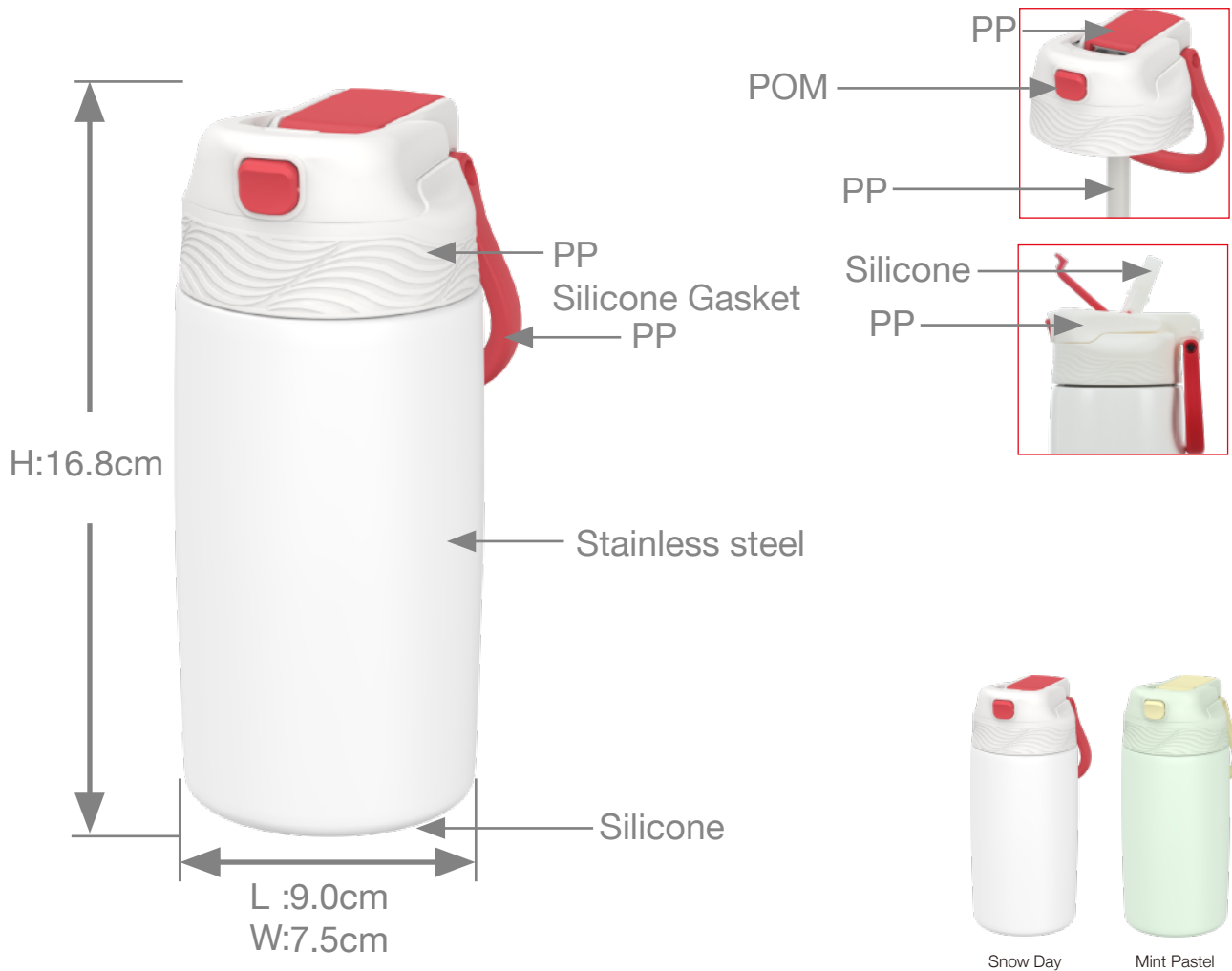


DOUBLE DRINK THERMAL

COMMUTING TO CAMPING, KEEP IT COLD OR KEEP IT HOT

A hot drink on a cool morning; a cool sip on a summer afternoon – DOUBLE DRINK THERMAL is for all occasions. Double wall stainless-steel holds the temperature you want. For a cold drink the silicone straw on one side is just what you need; a button activated and generous spout lets you enjoy those first sips of hot coffee or tea.

- Dual lid for hot or cold beverages.
- Perfect for the daily commute.
- Compact folding handle for easy carrying.
- Drink from one side, or sip from a BPA-free plastic straw.
- Button locked spout.
- Double wall stainless-steel.



Item No.	Description	Capacity	Weigh	Color	Packaging	Casa Pack	Master Carton Size/ Cube	20FT	40FT
69411003 69414003	DOUBLE DRINK THERMAL	430ml/ 14oz	245g	Snow Day Mint Pastel	Unit Size 9.0X7.5X16.8cm	12	33.0x29.5x19.5cm 0.019m ³	20905	42632

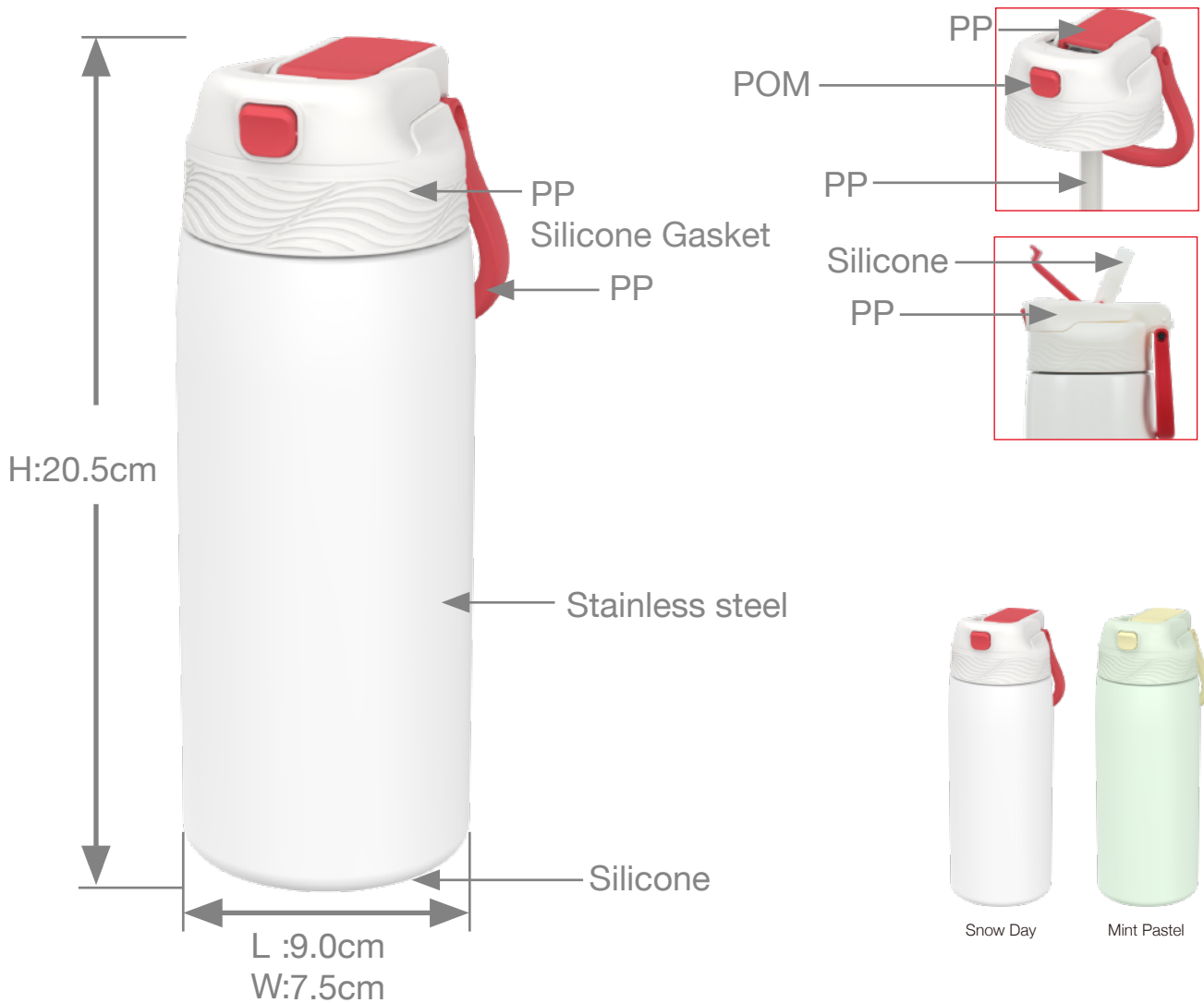


DOUBLE DRINK THERMAL

COMMUTING TO CAMPING, KEEP IT COLD OR KEEP IT HOT

A hot drink on a cool morning; a cool sip on a summer afternoon – DOUBLE DRINK THERMAL is for all occasions. Double wall stainless-steel holds the temperature you want. For a cold drink the silicone straw on one side is just what you need; a button activated and generous spout lets you enjoy those first sips of hot coffee or tea.

- Dual lid for hot or cold beverages.
- Perfect for the daily commute.
- Compact folding handle for easy carrying.
- Drink from one side, or sip from a BPA-free plastic straw.
- Button locked spout.
- Double wall stainless-steel.



Item No.	Description	Capacity	Weigh	Color	Packaging	Casa Pack	Master Carton Size/ Cube	20FT	40FT
69631002 69634002	DOUBLE DRINK THERMAL	500ml/ 17oz	268.5g	Snow Day Mint Pastel	Unit Size 9.0X7.5X20.5cm	12	33.0x29.5x23.0cm 0.022m ³	18055	36818

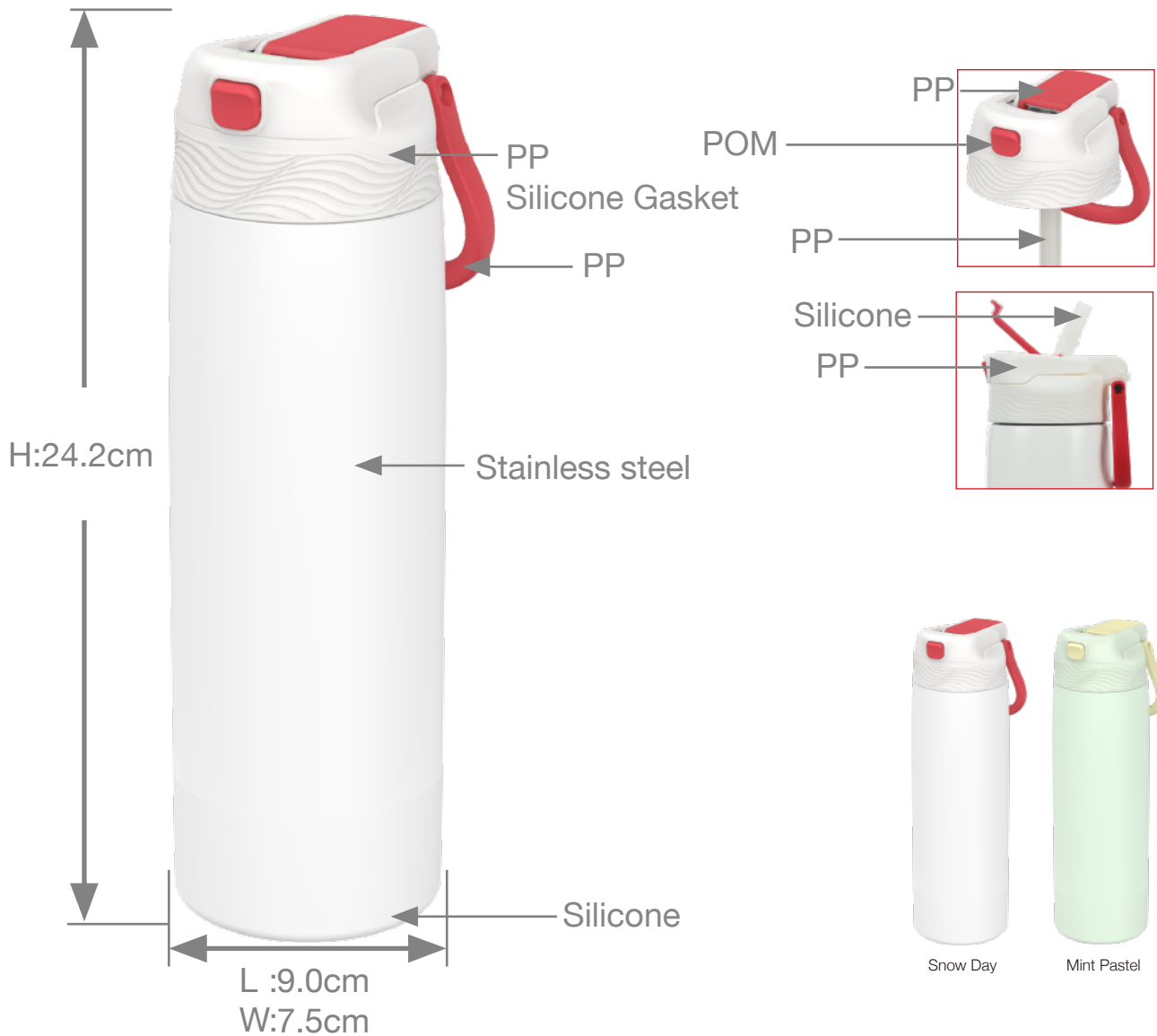


DOUBLE DRINK THERMAL

COMMUTING TO CAMPING, KEEP IT COLD OR KEEP IT HOT

A hot drink on a cool morning; a cool sip on a summer afternoon – DOUBLE DRINK THERMAL is for all occasions. Double wall stainless-steel holds the temperature you want. For a cold drink the silicone straw on one side is just what you need; a button activated and generous spout lets you enjoy those first sips of hot coffee or tea.

- Dual lid for hot or cold beverages.
- Perfect for the daily commute.
- Compact folding handle for easy carrying.
- Drink from one side, or sip from a BPA-free plastic straw.
- Button locked spout.
- Double wall stainless-steel.



Item No.	Description	Capacity	Weigh	Color	Packaging	Casa Pack	Master Carton Size/ Cube	20FT	40FT
69411002 69414002	DOUBLE DRINK THERMAL	600ml/ 20oz	309.2g	Snow Day Mint Pastel	Unit Size 9.0X7.5X24.2cm	12	33.0x29.5x26.5cm 0.026m ³	15277	31154